

KALAYCIOGLU S	034	MATH 110 053	26957-01	75
What did you especially like about this course?		What suggestions would you make to improve this course?		
<p>selin is a great T.A. -I liked the way that she personally went out of her way to make sure each one of her students understood the material being taught.</p>		<p>Allow more time for explaining the log and chapter</p>		

Assessment and Enrollment Research • MLK 200 • Tucson, Arizona 85721 • (520) 621-9585 • aer@u.arizona.edu • http://aer.arizona.edu

KALAYCIOGLU S	034	MATH 110 053	26957-01	75
What did you especially like about this course?		What suggestions would you make to improve this course?		
<p>-the helpful explanations in class.</p>		<p>N/A</p>		

Assessment and Enrollment Research • MLK 200 • Tucson, Arizona 85721 • (520) 621-9585 • aer@u.arizona.edu • http://aer.arizona.edu

KALAYCIOGLU, SELIN	044	MATH 110 -016 LEC	27867-01	75
What did you especially like about this course?		What suggestions would you make to improve this course?		
<p>Selin always made sure you understood her lecture and went at a good pace.</p>				

Office of Instructional Assessment • MLK 200 • Tucson, Arizona 85721 • (520) 621-9585 • aer@u.arizona.edu • http://aer.arizona.edu

KALAYCIOGLU, SELIN	044	MATH 110 -016 LEC	27867-01	75
What did you especially like about this course?		What suggestions would you make to improve this course?		
<p>The extra time the teacher taught outside of class.</p>		<p>N/A</p>		

Office of Instructional Assessment • MLK 200 • Tucson, Arizona 85721 • (520) 621-9585 • aer@u.arizona.edu • http://aer.arizona.edu

KALAYCIOGLU, SELIN	044	MATH 110 -016 LEC	27867-01	75
What did you especially like about this course?		What suggestions would you make to improve this course?		
<p>Selin is understanding and offered a lot of help outside of class.</p>				

KALAYCIOGLU, SELIN	051	MATH 110 -008 LEC	26633-01	75
What did you especially like about this course?		What suggestions would you make to improve this course?		
Great teacher				

Office of Instructional Assessment • MLK 200 • Tucson, Arizona 85721 • (520) 621-9585 • aer@u.arizona.edu • http://aer.arizona.edu

KALAYCIOGLU, SELIN	051	MATH 110 -008 LEC	26633-01	75
What did you especially like about this course?		What suggestions would you make to improve this course?		
Selin was very helpful and understanding. I really like her as a teacher. She is awesome!				

Office of Instructional Assessment • MLK 200 • Tucson, Arizona 85721 • (520) 621-9585 • aer@u.arizona.edu • http://aer.arizona.edu

KALAYCIOGLU S	034	MATH 110 053	26957-01	75
What did you especially like about this course?		What suggestions would you make to improve this course?		
Instructor tried hard to work w/ everyone!		have the workbook available online, or not at all. It's not useful.		

Assessment and Enrollment Research • MLK 200 • Tucson, Arizona 85721 • (520) 621-9585 • aer@u.arizona.edu • http://aer.arizona.edu

KALAYCIOGLU S	034	MATH 110 053	26957-01	75
What did you especially like about this course?		What suggestions would you make to improve this course?		
That I learned alot and that it was really really hard.		More Homework,		

Assessment and Enrollment Research • MLK 200 • Tucson, Arizona 85721 • (520) 621-9585 • aer@u.arizona.edu • http://aer.arizona.edu

KALAYCIOGLU S	041 MATH 110 020 26207-01 75
What did you especially like about this course?	What suggestions would you make to improve this course?
You are a great teacher!	

PLEASE WRITE ANY ADDITIONAL COMMENTS BELOW.

Selin is hands down the best Math teacher I have ever had. She is very compassionate and understanding.

KALAYCIOGLU S	041 MATH 110 020 26207-01 75
What did you especially like about this course?	What suggestions would you make to improve this course?
the teacher was very devoted to helping the students learn + understand info.	

Office of Instructional Assessment • MLK 200 • Tucson, Arizona 85721 • (520) 621-9585 • aer@u.arizona.edu • http://aer.arizona.edu

KALAYCIOGLU S	041 MATH 110 020 26207-01 75
What did you especially like about this course?	What suggestions would you make to improve this course?
Selin was Amazing!	

Office of Instructional Assessment • MLK 200 • Tucson, Arizona 85721 • (520) 621-9585 • aer@u.arizona.edu • http://aer.arizona.edu

PLEASE WRITE ANY ADDITIONAL COMMENTS BELOW.

This is the best evaluation I have ever written for an instructor. Normally, I would not rate instruction with such exceptional marks. This class and instructor are Excellent!

KALAYCIOGLU, SELIN	070	MATH 110-031 LEC	23575-00	117
What did you especially like about this course?		What suggestions would you make to improve this course?		
<p>You have helped me understand this "a lot" better than previous teachers!</p> <p>Thank You!</p>				

KALAYCIOGLU, SELIN	070	MATH 110-031 LEC	23575-00	117
What did you especially like about this course?		What suggestions would you make to improve this course?		
<p>The course is very difficult, this was my 3rd time taking it. This instructor was the best instructor I have had throughout my entire time at the U of A.</p>		<p>more contributing points other than test scores</p>		

Office of Institutional Research and Evaluation • MLK 200 • Tucson, AZ 85721 • (520) 621-9585 • aer@u.arizona.edu • http://oire.arizona.edu

KALAYCIOGLU, SELIN	070	MATH 110-031 LEC	23575-00	117
What did you especially like about this course?		What suggestions would you make to improve this course?		
<p>Our professor was very patient and thoroughly explained everything very well.</p>		<p>offer extra credit, meaning put it in the syllabus so numbers are allowed to offer it.</p>		

Office of Institutional Research and Evaluation • MLK 200 • Tucson, AZ 85721 • (520) 621-9585 • aer@u.arizona.edu • http://oire.arizona.edu

KALAYCIOGLU, S	041	MATH 110 020	26207-01	75
What did you especially like about this course?		What suggestions would you make to improve this course?		
<p>How understanding Selin is and how willing she is to meet with her students outside of class.</p>				

Office of Instructional Assessment • MLK 200 • Tucson, Arizona 85721 • (520) 621-9585 • aer@u.arizona.edu • http://aer.arizona.edu

PLEASE WRITE ANY ADDITIONAL COMMENTS BELOW.

great class, thanks for all your help - one of the best!

KALAYCIOGLU, SELIN	070	MATH 110-031 LEC	23575-00	117
What did you especially like about this course?	What suggestions would you make to improve this course?			
She made sure you knew the information and gave a lot of her time		No so trickful questions on tests be able to curve the course		

Office of Institutional Research and Evaluation • MLK 200 • Tucson, AZ 85721 • (520) 621-9585 • aer@u.arizona.edu • http://oire.arizona.edu

KALAYCIOGLU, SELIN	070	MATH 110-031 LEC	23575-00	117
What did you especially like about this course?	What suggestions would you make to improve this course?			
The the way the class was taught				

Office of Institutional Research and Evaluation • MLK 200 • Tucson, AZ 85721 • (520) 621-9585 • aer@u.arizona.edu • http://oire.arizona.edu

KALAYCIOGLU, SELIN	070	MATH 110-031 LEC	23575-00	117
What did you especially like about this course?	What suggestions would you make to improve this course?			
I liked that she based on how to be able to answer questions like they are worded on tests, one of the best math teachers I've had				

Office of Institutional Research and Evaluation • MLK 200 • Tucson, AZ 85721 • (520) 621-9585 • aer@u.arizona.edu • http://oire.arizona.edu

KALAYCIOGLU, SELIN	070	MATH 110-031 LEC	23575-00	117
What did you especially like about this course?	What suggestions would you make to improve this course?			
Selin was a great teacher she made sure everyone understood what she was teaching. She was way better than my other MATH 110 teacher.				

Office of Institutional Research and Evaluation • MLK 200 • Tucson, AZ 85721 • (520) 621-9585 • aer@u.arizona.edu • http://oire.arizona.edu

KALAYCIOGLU, SELIN	070	MATH 110-031 LEC	23575-00	117
What did you especially like about this course?	What suggestions would you make to improve this course?			
Thank you for your patience.				

KALAYCIOGLU, SELIN	074	MATH 129-015 LEC	30383-01	75
What did you especially like about this course?		What suggestions would you make to improve this course?		
I enjoyed that the atmosphere was fun and relaxed.				

Office of Institutional Research and Evaluation • MLK 200 • Tucson, AZ 85721 • (520) 621-9585 • aer@u.arizona.edu • http://oire.arizona.edu

KALAYCIOGLU, SELIN	074	MATH 129-015 LEC	30383-01	75
What did you especially like about this course?		What suggestions would you make to improve this course?		
The constant care for the students to succeed, by the instructor holding review sessions and being available most of the time.				

KALAYCIOGLU, SELIN	074	MATH 129-015 LEC	30383-01	75
What did you especially like about this course?		What suggestions would you make to improve this course?		
Instructor was able to make app. outside of the classroom.				

KALAYCIOGLU, SELIN	074	MATH 129-015 LEC	30383-01	75
What did you especially like about this course?		What suggestions would you make to improve this course?		
She was concerned whether or not we really understood the material & extended due dates when the class found hw difficult.				

Office of Institutional Research and Evaluation • MLK 200 • Tucson, AZ 85721 • (520) 621-9585

KALAYCIOGLU, SELIN	074	MATH 129-015 LEC	30383-01	75
What did you especially like about this course?		What suggestions would you make to improve this course?		
The instructor was nice and the homework was helpful.		Make webassign easier to deal with.		

KALAYCIOGLU, SELIN	054	MATH 120R-008 LEC	28265-01	75
What did you especially like about this course?		What suggestions would you make to improve this course?		
<p>Good teacher</p> <p>Fun, Respectful, Businesslike</p> <p>Very knowledgeable</p>				

Office of Institutional Research and Evaluation • MLK 200 • Tucson, AZ 85721 • (520) 621-9585 • aer@u.arizona.edu • http://oire.arizona.edu

KALAYCIOGLU, SELIN	054	MATH 120R-008 LEC	28265-01	75
What did you especially like about this course?		What suggestions would you make to improve this course?		
<p>Selin was really helpful in answering questions and always offering extra help. She was really nice & I enjoyed her.</p>		<p>I didn't like the lab section that we had to do.</p>		

KALAYCIOGLU, SELIN	054	MATH 120R-008 LEC	28265-01	75
What did you especially like about this course?		What suggestions would you make to improve this course?		
<p>TA took time to expound on stuff.</p>		<p>no idea</p>		

Office of Institutional Research and Evaluation • MLK 200 • Tucson, AZ 85721 • (520) 621-9585 • aer@u.arizona.edu • http://oire.arizona.edu

KALAYCIOGLU, SELIN	054	MATH 120R-008 LEC	28265-01	75
What did you especially like about this course?		What suggestions would you make to improve this course?		
<p>SELIN IS AN EXCELLENT TEACHER AND REALLY WANTS TO MAKE SURE EVERYONE UNDERSTANDS THE MATERIAL.</p>		<p>DIDN'T LIKE THE LAB SECTION FELT TIME COULD BE SPENT IN A MORE USEFUL MANNER.</p>		

Office of Institutional Research and Evaluation • MLK 200 • Tucson, AZ 85721 • (520) 621-9585 • aer@u.arizona.edu • http://oire.arizona.edu

KALAYCIOGLU, SELIN	071	MATH 215-005 LEC	28629-01	75
What did you especially like about this course?	What suggestions would you make to improve this course?			
<p>TEACHER WAS VERY ACCESSIBLE, VERY NICE, VERY FAIR</p>				

KALAYCIOGLU, SELIN	071	MATH 215-005 LEC	28629-01	75
What did you especially like about this course?	What suggestions would you make to improve this course?			
<p>Selin always makes sure that you understand and if you don't she will explain it another way. She will always make time for you even when they are not her office hours.</p>				

Office of Institutional Research and Evaluation • MLK 200 • Tucson, AZ 85721 • (520) 621-9585 • aer@u.arizona.edu • http://oire.arizona.edu

KALAYCIOGLU, SELIN	071	MATH 215-005 LEC	28629-01	75
What did you especially like about this course?	What suggestions would you make to improve this course?			
<p>Selin was always available & willing to help. Thanks!</p>				

Office of Institutional Research and Evaluation • MLK 200 • Tucson, AZ 85721 • (520) 621-9585 • aer@u.arizona.edu • http://oire.arizona.edu

KALAYCIOGLU, SELIN	071	MATH 215-005 LEC	28629-01	75
What did you especially like about this course?	What suggestions would you make to improve this course?			
<p>Really take her time going over material went challenging but fair</p>		<p>INSURE ANT. OF HW HW PROBLEMS DIFFICULT</p> <p>254 + 215 => I'll miss you Selin!</p>		

Office of Institutional Research and Evaluation • MLK 200 • Tucson, AZ 85721 • (520) 621-9585 • aer@u.arizona.edu • http://oire.arizona.edu

KALAYCIOGLU, SELIN	071	MATH 215-005 LEC	28629-01	75
What did you especially like about this course?	What suggestions would you make to improve this course?			
		<p>One of the hardest courses, be sure to make study guides like Selin did to assist students</p>		

KALAYCIOGLU, SELIN	064	MATH 254-003 DIS	29275-10	75
What did you especially like about this discussion section?		What suggestions would you make to improve this discussion section?		
Instructor was very informed and taught material very effectively.				

Office of Instructional Assessment • MLK 200 • Tucson, Arizona 85721 • (520) 621-9585 • aer@u.arizona.edu • http://aer.arizona.edu

KALAYCIOGLU, SELIN	064	MATH 254-003 DIS	29275-10	75
What did you especially like about this discussion section?		What suggestions would you make to improve this discussion section?		
Very helpful to reinforce course concepts. Problems very always explained thoroughly.				

Office of Instructional Assessment • MLK 200 • Tucson, Arizona 85721 • (520) 621-9585 • aer@u.arizona.edu • http://aer.arizona.edu

KALAYCIOGLU, SELIN	064	MATH 254-003 DIS	29275-10	75
What did you especially like about this discussion section?		What suggestions would you make to improve this discussion section?		
Very good job of clarifying all the things the prof. didn't.		-		

PLEASE WRITE ANY ADDITIONAL COMMENTS BELOW.

Selin is a great TA... best math TA I've had yet, and I take a lot of math.

KALAYCIOGLU, SELIN	064	MATH 254-003 DIS	29275-10	75
What did you especially like about this discussion section?		What suggestions would you make to improve this discussion section?		
Selin did a very good job explaining confusing concepts learned in lectures				

KALAYCIOGLU, SELIN	064	MATH 254-006 DIS	29281-10	75
What did you especially like about this discussion section?		What suggestions would you make to improve this discussion section?		
It was very beneficial. We were able to ask all homework questions before having to take the quiz. Were able to go over materials that weren't covered too clearly in lecture. In sum, learned more in discussion section than in regular lecture. Selin was very helpful.		get rid of the quiz, just be a question and answer session.		

KALAYCIOGLU, SELIN	064	MATH 254-006 DIS	29281-10	75
What did you especially like about this discussion section?		What suggestions would you make to improve this discussion section?		
Selin was helpful in explaining things.				

Office of Instructional Assessment • MLK 200 • Tucson, Arizona 85721 • (520) 621-9585 • aer@u.arizona.edu • http://aer.arizona.edu

KALAYCIOGLU, SELIN	064	MATH 254-006 DIS	29281-10	75
What did you especially like about this discussion section?		What suggestions would you make to improve this discussion section?		
Selin is awesome and really helpful. She should teach the whole course.				

KALAYCIOGLU, SELIN	064	MATH 254-003 DIS	29275-10	75
What did you especially like about this discussion section?		What suggestions would you make to improve this discussion section?		
It was really helpful, Selin cleared up anything confusing about the class, it made the material seem really easy.		None, it was great.		

Office of Instructional Assessment • MLK 200 • Tucson, Arizona 85721 • (520) 621-9585 • aer@u.arizona.edu • http://aer.arizona.edu

KALAYCIOGLU, SELIN	064	MATH 254-003 DIS	29275-10	75
What did you especially like about this discussion section?		What suggestions would you make to improve this discussion section?		
one of the best TA's I've had, very welcoming and interested in my learning.		None, she does a great job.		

KALAYCIOGLU, SELIN	064	MATH 254-002 DIS	29273-10	75
What did you especially like about this discussion section?	What suggestions would you make to improve this discussion section?			
she was very knowledgeable and seemed to understand the thought process behind our mistakes and was very quick to impart understanding of the problem to us		None. she is extraordinary.		

Office of Institutional Research and Evaluation • MLK 200 • Tucson, Arizona 85721 • (520) 621-9585 • aer@u.arizona.edu • http://oire.arizona.edu

KALAYCIOGLU, SELIN	064	MATH 254-002 DIS	29273-10	75
What did you especially like about this discussion section?	What suggestions would you make to improve this discussion section?			
Taught me almost all the material, when compared to lecture. Always does great examples				

PLEASE WRITE ANY ADDITIONAL COMMENTS BELOW.

OUTSTANDING AT TEACHING THIS COURSE!

KALAYCIOGLU, SELIN	064	MATH 254-006 DIS	29281-10	75
What did you especially like about this discussion section?	What suggestions would you make to improve this discussion section?			

Office of Instructional Assessment • MLK 200 • Tucson, Arizona 85721 • (520) 621-9585 • aer@u.arizona.edu • http://aer.arizona.edu

KALAYCIOGLU, SELIN	064	MATH 254-006 DIS	29281-10	75
What did you especially like about this discussion section?	What suggestions would you make to improve this discussion section?			
Selin was very nice, she is very smart and gave the section tips or tricks to work problems that the professor did not, she answered emails promptly and made time to work 1 on 1 with me.		Nothing i can think of.		

KALAYCIOGLU, SELIN		061	MATH 254-007 DIS	28063-02	75
What did you especially like about this course?		What suggestions would you make to improve this course?			
She was always very helpful and good at explaining things and making them useful, I hope to have her as a teacher or TA again sometime					

Office of Institutional Research and Evaluation • MLK 200 • Tucson, AZ 85721 • (520) 621-9585 • aer@u.arizona.edu • http://oire.arizona.edu

KALAYCIOGLU, SELIN		061	MATH 254-007 DIS	28063-02	75
What did you especially like about this course?		What suggestions would you make to improve this course?			
selin is by far the best math TA ever! She made up for the horrible lectures, without her weekly discussions, I would be very lost. Plus, great book w/ good examples.		get a new professor for the Tues/Thurs lectures.			

Office of Institutional Research and Evaluation • MLK 200 • Tucson, AZ 85721 • (520) 621-9585 • aer@u.arizona.edu • http://oire.arizona.edu

KALAYCIOGLU, SELIN		064	MATH 254-002 DIS	29273-10	75
What did you especially like about this discussion section?		What suggestions would you make to improve this discussion section?			
I felt the material was explained better in discussion section than it was in class - very clear and to the point.					

Office of Institutional Research and Evaluation • MLK 200 • Tucson, Arizona 85721 • (520) 621-9585 • aer@u.arizona.edu • http://oire.arizona.edu

KALAYCIOGLU, SELIN		064	MATH 254-002 DIS	29273-10	75
What did you especially like about this discussion section?		What suggestions would you make to improve this discussion section?			
I understood the way she taught so much better than the professor. She was always thorough w/ her explanations.					

Office of Institutional Research and Evaluation • MLK 200 • Tucson, Arizona 85721 • (520) 621-9585 • aer@u.arizona.edu • http://oire.arizona.edu

KALAYCIOGLU, SELIN		064	MATH 254-002 DIS	29273-10	75
What did you especially like about this discussion section?		What suggestions would you make to improve this discussion section?			
She teaches better than the professor. I never miss her class.		No suggestions. Its really good.			

KALAYCIOGLU, SELIN	061	MATH 254-003 DIS	28055-02	75
What did you especially like about this course?	What suggestions would you make to improve this course?			
Selin was one of the best teachers I've had, she made this course easy.				

Office of Institutional Research and Evaluation • MLK 200 • Tucson, AZ 85721 • (520) 621-9585 • aer@u.arizona.edu • http://oire.arizona.edu

KALAYCIOGLU, SELIN	061	MATH 254-003 DIS	28055-02	75
What did you especially like about this course?	What suggestions would you make to improve this course?			
She was extremely helpful & very knowledgeable. I learned more from this res. than the lec.		None -		

Office of Institutional Research and Evaluation • MLK 200 • Tucson, AZ 85721 • (520) 621-9585 • aer@u.arizona.edu • http://oire.arizona.edu

KALAYCIOGLU, SELIN	061	MATH 254-007 DIS	28063-02	75
What did you especially like about this course?	What suggestions would you make to improve this course?			
Selin explains things very well → easy to understand material		Better textbook. This one is for math majors		

Office of Institutional Research and Evaluation • MLK 200 • Tucson, AZ 85721 • (520) 621-9585 • aer@u.arizona.edu • http://oire.arizona.edu

KALAYCIOGLU, SELIN	061	MATH 254-007 DIS	28063-02	75
What did you especially like about this course?	What suggestions would you make to improve this course?			
Selin was one of the best math teachers ever. She is definitely better than the professors at the UA.				

Office of Institutional Research and Evaluation • MLK 200 • Tucson, AZ 85721 • (520) 621-9585 • aer@u.arizona.edu • http://oire.arizona.edu

KALAYCIOGLU, SELIN	061	MATH 254-007 DIS	28063-02	75
What did you especially like about this course?	What suggestions would you make to improve this course?			
Selin does a good job at explaining the mathematical theory involved in any mathematical procedure.		To make H/W optional, some people don't have to do it to get an A in exams,		

KALAYCIOGLU, SELIN	061	MATH 254-003 DIS	28055-02	75
What did you especially like about this course?		What suggestions would you make to improve this course?		
relaxed learning atmosphere				

Office of Institutional Research and Evaluation • MLK 200 • Tucson, AZ 85721 • (520) 621-9585 • aer@u.arizona.edu • http://oire.arizona.edu

KALAYCIOGLU, SELIN	061	MATH 254-003 DIS	28055-02	75
What did you especially like about this course?		What suggestions would you make to improve this course?		
Selin was always very helpful & patient!		None - I loved the way this section was run.		

Office of Institutional Research and Evaluation • MLK 200 • Tucson, AZ 85721 • (520) 621-9585 • aer@u.arizona.edu • http://oire.arizona.edu

KALAYCIOGLU, SELIN	061	MATH 254-003 DIS	28055-02	75
What did you especially like about this course?		What suggestions would you make to improve this course?		
Selin explains things very well and thoroughly. She is great at perceiving when we are confused, but don't want to admit it.				

Office of Institutional Research and Evaluation • MLK 200 • Tucson, AZ 85721 • (520) 621-9585 • aer@u.arizona.edu • http://oire.arizona.edu

KALAYCIOGLU, SELIN	061	MATH 254-003 DIS	28055-02	75
What did you especially like about this course?		What suggestions would you make to improve this course?		
Selin was very patient and did her best to make sure everyone understood.				

KALAYCIOGLU, SELIN		061	MATH 254-002 DIS	28053-02	75
What did you especially like about this course?			What suggestions would you make to improve this course?		
<p>She was patient and explained the material in a good way</p>			<p>More office hours</p>		

Office of Institutional Research and Evaluation • MLK 200 • Tucson, AZ 85721 • (520) 621-9585 • aer@u.arizona.edu • http://oire.arizona.edu

KALAYCIOGLU, SELIN		061	MATH 254-002 DIS	28053-02	75
What did you especially like about this course?			What suggestions would you make to improve this course?		
<p>Had time to go over material, and ask questions. Got much more out of the section than the lectures.</p>					

Office of Institutional Research and Evaluation • MLK 200 • Tucson, AZ 85721 • (520) 621-9585 • aer@u.arizona.edu • http://oire.arizona.edu

KALAYCIOGLU, SELIN		061	MATH 254-002 DIS	28053-02	75
What did you especially like about this course?			What suggestions would you make to improve this course?		
<p>Very good at explaining problems</p>					

Office of Institutional Research and Evaluation • MLK 200 • Tucson, AZ 85721 • (520) 621-9585 • aer@u.arizona.edu • http://oire.arizona.edu

KALAYCIOGLU, SELIN		061	MATH 254-002 DIS	28053-02	75
What did you especially like about this course?			What suggestions would you make to improve this course?		
<p>Selin actually went through all the problems that had questions. She was very good at teaching the methods more clearly.</p>					

TCE History for

KALAYCIOGLU

SELIN

Statistics for the Overall Teaching Effectiveness Question

TERM	SUBJ CODE	CRS NUM	SECT NUM	SECT TYPE	COURSE ID	EVAL CODE*	RESP/ENROLL	% RESP **	SECT MEAN	STD. DEV.	95% CI OF SECT MEAN	COMP GROUP MEAN***	95% CI OF COMP GROUP MEAN
2008-Fall	MATH	215	007	LEC	77269-01		0 / 35				-		-
2007-Fall	MATH	129	015	LEC	30383-01	I	22 / 34	64%	4.3	0.78	4.0- 4.7	3.9	3.8 - 3.9
2007-PreSum	MATH	110	031	LEC	23575-00	I	20 / 21	95%	4.7	0.66	4.4- 5.0	4.2	4.2 - 4.3
2007-Spr	MATH	215	005	LEC	28629-01	I	14 / 18	77%	4.5	0.52	4.2- 4.8	3.9	3.8 - 3.9
2006-Fall	MATH	254	002	DIS	29273-10	I	25 / 29	86%	4.9	0.33	4.7- 5.0	4.2	4.1 - 4.3
2006-Fall	MATH	254	003	DIS	29275-10	I	20 / 25	80%	4.9	0.37	4.7- 5.0	4.2	4.1 - 4.3
2006-Fall	MATH	254	006	DIS	29281-10	I	25 / 29	86%	4.8	0.44	4.6- 4.9	4.2	4.1 - 4.3
2006-Spr	MATH	254	002	DIS	28053-02	I	19 / 25	76%	4.8	0.42	4.6- 5.0	4.2	4.1 - 4.3
2006-Spr	MATH	254	003	DIS	28055-02	I	25 / 34	73%	4.8	0.41	4.6- 5.0	4.2	4.1 - 4.3
2006-Spr	MATH	254	007	DIS	28063-02	I	24 / 31	77%	4.9	0.34	4.7- 5.0	4.2	4.1 - 4.3
2005-Fall	MATH	120R	008	LEC	28265-01	I	23 / 29	79%	4.0	0.93	3.6- 4.3	3.9	3.8 - 3.9
2005-Spr	MATH	110	008	LEC	26633-01	I	13 / 25	52%	4.6	0.51	4.3- 4.9	3.9	3.8 - 3.9

* Eval Code:

I - Individual paper .O - Online paper. T/I - term member paper. T/O - team member online. A - TCE packets just arrived, statistics have not been calculated yet MM - Materials were sent, but no materials were returned. MU - Materials were sent and were returned unused. MC - Mixed call numbers (materials for different course-sections were returned in the same packet). CE - possible wrong course information (materials in packet didn't match identification on packet). IE - possible wrong instructor (instructor name on materials crossed out and/or corrected). LES - Evaluations were conducted before deadline according to date on monitor card but packet was received after deadline. LEI - Evaluations were conducted after deadline and packet was received after deadline. OT - Other problem possibly invalidating result. ME - Student monitor failed to sign monitor card or no monitor was used. PR - The number of responses is greater than enrollment. LAA - Late administration with prior approval. RE - Responses not enough to release report.

** % Resp

Results for sections with low percentages are likely to be biased (such sections are **ed). OIRPS recommends not using these results in P&T decisions. The response percentage should be above 50% for all classes and higher for small classes. A rubric for evaluating response rates may be found at <http://aer.arizona.edu>.

*** Comp Group:

The comparison group consists of courses taught during the past six years (Fall and Spring semester only) enrolling five or more student at the same level in the same subject area (determined by course subject prefix).

TCE History for

KALAYCIOGLU

SELIN

Statistics for the Overall Teaching Effectiveness Question

TERM	SUBJ CODE	CRS NUM	SECT NUM	SECT TYPE	COURSE ID	EVAL CODE*	RESP/ENROLL	% RESP **	SECT MEAN	STD. DEV.	95% CI OF SECT MEAN	COMP GROUP MEAN***	95% CI OF COMP GROUP MEAN
2004-Fall	MATH	110	016	LEC	27867-01	I	26 / 35	74%	4.3	1.02	3.9- 4.7	3.9	3.8 - 3.9
2004-Spr	MATH	110	020	LEC	26207-01	I	24 / 34	71%	4.6	0.58	4.3- 4.8	3.9	3.8 - 3.9
2003-Fall	MATH	110	053	LEC	26957-01	I	25 / 35	71%	3.6	0.86	3.3- 4.0	3.9	3.8 - 3.9

* **Eval Code:**

I - Individual paper .O - Online paper. T/I - term member paper. T/O - team member online. A - TCE packets just arrived, statistics have not been calculated yet MM - Materials were sent, but no materials were returned. MU - Materials were sent and were returned unused. MC - Mixed call numbers (materials for different course-sections were returned in the same packet). CE - possible wrong course information (materials in packet didn't match identification on packet). IE - possible wrong instructor (instructor name on materials crossed out and/or corrected). LES - Evaluations were conducted before deadline according to date on monitor card but packet was received after deadline. LEI - Evaluations were conducted after deadline and packet was received after deadline. OT - Other problem possibly invalidating result. ME - Student monitor failed to sign monitor card or no monitor was used. PR - The number of responses is greater than enrollment. LAA - Late administration with prior approval. RE - Responses not enough to release report.

** **% Resp**

Results for sections with low percentages are likely to be biased (such sections are **ed). OIRPS recommends not using these results in P&T decisions. The response percentage should be above 50% for all classes and higher for small classes. A rubric for evaluating response rates may be found at <http://aer.arizona.edu>.

*** **Comp Group:**

The comparison group consists of courses taught during the past six years (Fall and Spring semester only) enrolling five or more student at the same level in the same subject area (determined by course subject prefix).

Question / Instructor Frequency

Instructor

Enrollment : 21

Response: 20 (95%)

Comparison Group Descriptions

MATH Summer and Winter

Lecture, Seminars, Colloquia

Lower Division Undergraduate

Comp Group 1: MATHSLL0

5 or more enrolled

Sections: 218 Enrollment: 4,777

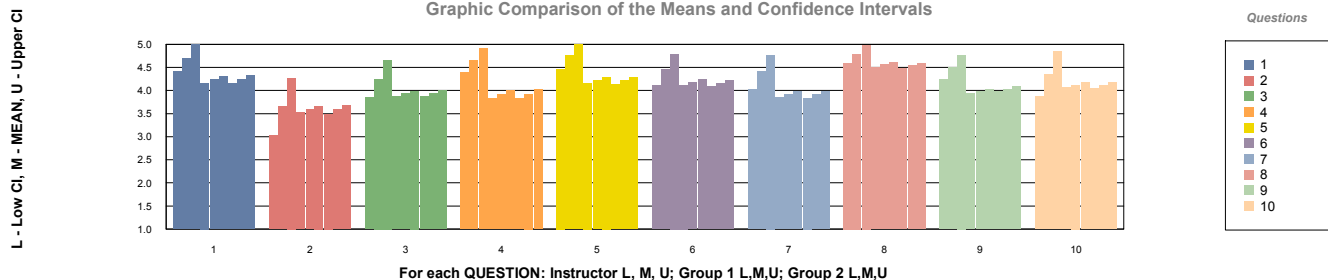
Comp Group 2: MATHSLLM

medium class, 20-39 enrolled

Sections: 140 Enrollment: 3,582

	Mean	St. Dev.	95% CI	Mean	95% CI	Mean	95% CI
1. Overall rating of teaching effectiveness	4.7	0.66	4.40- 5.00	4.2	4.16 - 4.30	4.2	4.15 - 4.32
<i>almost always effective</i>	16	80%					
<i>usually effective</i>	2	10%					
<i>sometimes effective</i>	2	10%					
<i>rarely effective</i>	0	0%					
<i>almost never effective</i>	0	0%					
2. Overall rating of the course	3.7	1.39	3.03- 4.27	3.6	3.52 - 3.67	3.6	3.49 - 3.67
<i>one of the best</i>	8	40%					
<i>better than average</i>	3	15%					
<i>about average</i>	5	25%					
<i>worse than average</i>	2	10%					
<i>one of the worst</i>	2	10%					
3. Amount learned	4.3	0.91	3.84- 4.66	3.9	3.87 - 3.99	3.9	3.86 - 4.00
<i>an exceptional amount</i>	10	50%					
<i>more than usual</i>	6	30%					
<i>about as much as usual</i>	3	15%					
<i>less than usual</i>	1	5%					
<i>almost nothing</i>	0	0%					
4. Overall instructor comparison	4.7	0.59	4.39- 4.91	3.9	3.83 - 4.00	3.9	3.83 - 4.03
<i>one of the most effective</i>	14	70%					
<i>more effective than most</i>	5	25%					
<i>about as effective as most</i>	1	5%					
<i>less effective than most</i>	0	0%					
<i>one of the least effective</i>	0	0%					
5. Usefulness of the in-class activities	4.8	0.64	4.46- 5.00	4.2	4.16 - 4.29	4.2	4.13 - 4.29
<i>almost always useful</i>	17	85%					
<i>usually useful</i>	1	5%					
<i>sometimes useful</i>	2	10%					
<i>rarely useful</i>	0	0%					
<i>almost never useful</i>	0	0%					
6. Usefulness of the outside assignments	4.5	0.76	4.11- 4.79	4.2	4.12 - 4.23	4.2	4.09 - 4.22
<i>almost always useful</i>	12	60%					
<i>usually useful</i>	5	25%					
<i>sometimes useful</i>	3	15%					
<i>rarely useful</i>	0	0%					
<i>almost never useful</i>	0	0%					
7. Usefulness of course materials (new question)	4.4	0.82	4.03- 4.77	3.9	3.85 - 3.98	3.9	3.83 - 3.98
<i>almost always useful</i>	12	60%					
<i>usually useful</i>	4	20%					
<i>sometimes useful</i>	4	20%					
<i>rarely useful</i>	0	0%					
<i>almost never useful</i>	0	0%					
8. Students treated with respect	4.8	0.42	4.60- 4.98	4.6	4.50 - 4.60	4.5	4.47 - 4.59
<i>strongly agree</i>	15	79%					
<i>agree</i>	4	21%					
<i>uncertain</i>	0	0%					
<i>disagree</i>	0	0%					
<i>strongly disagree</i>	0	0%					
9. Difficulty level of the course (new order)	4.5	0.61	4.23- 4.77	4.0	3.93 - 4.03	4.0	3.98 - 4.08
<i>extremely difficult</i>	11	55%					
<i>more difficult than average</i>	8	40%					
<i>about average</i>	1	5%					
<i>easier than average</i>	0	0%					
<i>extremely easy</i>	0	0%					
10. Value of time spent on course	4.4	1.09	3.86- 4.84	4.1	4.06 - 4.17	4.1	4.03 - 4.17
<i>almost all valuable</i>	13	65%					
<i>more than half valuable</i>	4	20%					
<i>about half valuable</i>	0	0%					
<i>less than half valuable</i>	3	15%					
<i>almost none valuable</i>	0	0%					

Graphic Comparison of the Means and Confidence Intervals



Question / Instructor Frequency

Instructor

Enrollment : 25

Response: 13 (52%)

Comparison Group Descriptions

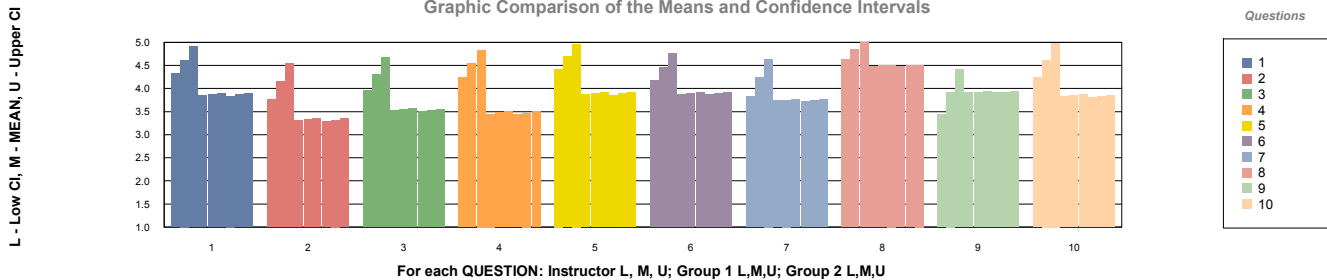
MATH Fall and Spring
Lecture, Seminars, Colloquia
Lower Division Undergraduate

Comp Group 1: MATHALL0
5 or more enrolled
Sections: 2,105 Enrollment: 64,800

Comp Group 2: MATHALLM
medium class, 20-39 enrolled
Sections: 1,990 Enrollment: 60,262

	Mean	St. Dev.	95% CI	Mean	95% CI	Mean	95% CI
1. Overall rating of teaching effectiveness	4.6	0.51	4.33- 4.90	3.9	3.84 - 3.90	3.9	3.84 - 3.89
<i>almost always effective</i>	8	62%					
<i>usually effective</i>	5	38%					
<i>sometimes effective</i>	0	0%					
<i>rarely effective</i>	0	0%					
<i>almost never effective</i>	0	0%					
2. Overall rating of the course	4.2	0.69	3.76- 4.54	3.3	3.30 - 3.35	3.3	3.29 - 3.34
<i>one of the best</i>	4	31%					
<i>better than average</i>	7	54%					
<i>about average</i>	2	15%					
<i>worse than average</i>	0	0%					
<i>one of the worst</i>	0	0%					
3. Amount learned	4.3	0.63	3.95- 4.66	3.5	3.51 - 3.56	3.5	3.50 - 3.55
<i>an exceptional amount</i>	5	38%					
<i>more than usual</i>	7	54%					
<i>about as much as usual</i>	1	8%					
<i>less than usual</i>	0	0%					
<i>almost nothing</i>	0	0%					
4. Overall instructor comparison	4.5	0.52	4.24- 4.83	3.5	3.45 - 3.51	3.5	3.44 - 3.50
<i>one of the most effective</i>	7	54%					
<i>more effective than most</i>	6	46%					
<i>about as effective as most</i>	0	0%					
<i>less effective than most</i>	0	0%					
<i>one of the least effective</i>	0	0%					
5. Usefulness of the in-class activities	4.7	0.48	4.42- 4.96	3.9	3.86 - 3.91	3.9	3.86 - 3.91
<i>almost always useful</i>	9	69%					
<i>usually useful</i>	4	31%					
<i>sometimes useful</i>	0	0%					
<i>rarely useful</i>	0	0%					
<i>almost never useful</i>	0	0%					
6. Usefulness of the outside assignments	4.5	0.52	4.17- 4.76	3.9	3.88 - 3.91	3.9	3.87 - 3.91
<i>almost always useful</i>	6	46%					
<i>usually useful</i>	7	54%					
<i>sometimes useful</i>	0	0%					
<i>rarely useful</i>	0	0%					
<i>almost never useful</i>	0	0%					
7. Usefulness of course materials (new question)	4.2	0.73	3.82- 4.64	3.7	3.73 - 3.77	3.7	3.73 - 3.77
<i>almost always useful</i>	5	38%					
<i>usually useful</i>	6	46%					
<i>sometimes useful</i>	2	15%					
<i>rarely useful</i>	0	0%					
<i>almost never useful</i>	0	0%					
8. Students treated with respect	4.8	0.38	4.63- 5.00	4.5	4.48 - 4.51	4.5	4.47 - 4.51
<i>strongly agree</i>	11	85%					
<i>agree</i>	2	15%					
<i>uncertain</i>	0	0%					
<i>disagree</i>	0	0%					
<i>strongly disagree</i>	0	0%					
9. Difficulty level of the course (new order)	3.9	0.86	3.44- 4.41	3.9	3.90 - 3.94	3.9	3.90 - 3.94
<i>extremely difficult</i>	3	23%					
<i>more difficult than average</i>	7	54%					
<i>about average</i>	2	15%					
<i>easier than average</i>	1	8%					
<i>extremely easy</i>	0	0%					
10. Value of time spent on course	4.6	0.65	4.25- 4.98	3.8	3.82 - 3.86	3.8	3.81 - 3.85
<i>almost all valuable</i>	9	69%					
<i>more than half valuable</i>	3	23%					
<i>about half valuable</i>	1	8%					
<i>less than half valuable</i>	0	0%					
<i>almost none valuable</i>	0	0%					

Graphic Comparison of the Means and Confidence Intervals



Question / Instructor Frequency

Instructor

Enrollment : 35

Response: 26 (74%)

Comparison Group Descriptions

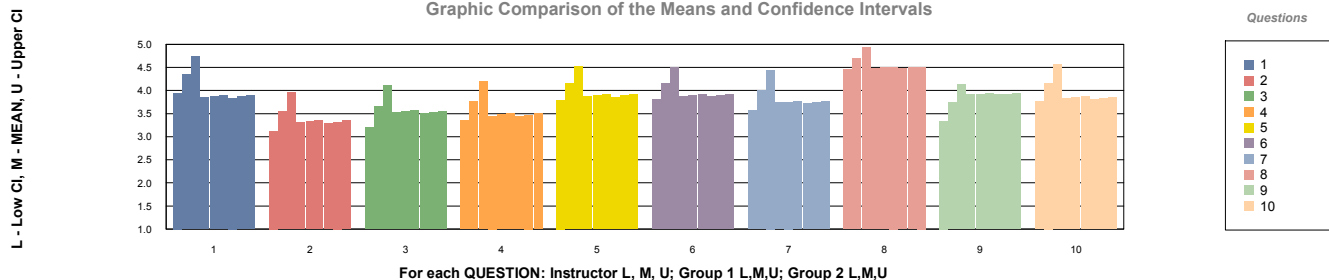
MATH Fall and Spring
Lecture, Seminars, Colloquia
Lower Division Undergraduate

Comp Group 1: MATHALL0
5 or more enrolled
Sections: 2,105 Enrollment: 64,800

Comp Group 2: MATHALLM
medium class, 20-39 enrolled
Sections: 1,990 Enrollment: 60,262

	Mean	St. Dev.	95% CI	Mean	95% CI	Mean	95% CI
1. Overall rating of teaching effectiveness	4.3	1.02	3.95- 4.75	3.9	3.84 - 3.90	3.9	3.84 - 3.89
<i>almost always effective</i>	15	58%					
<i>usually effective</i>	8	31%					
<i>sometimes effective</i>	1	4%					
<i>rarely effective</i>	1	4%					
<i>almost never effective</i>	1	4%					
2. Overall rating of the course	3.5	1.07	3.12- 3.96	3.3	3.30 - 3.35	3.3	3.29 - 3.34
<i>one of the best</i>	4	15%					
<i>better than average</i>	11	42%					
<i>about average</i>	8	31%					
<i>worse than average</i>	1	4%					
<i>one of the worst</i>	2	8%					
3. Amount learned	3.7	1.16	3.20- 4.11	3.5	3.51 - 3.56	3.5	3.50 - 3.55
<i>an exceptional amount</i>	7	27%					
<i>more than usual</i>	8	31%					
<i>about as much as usual</i>	8	31%					
<i>less than usual</i>	1	4%					
<i>almost nothing</i>	2	8%					
4. Overall instructor comparison	3.8	1.07	3.35- 4.19	3.5	3.45 - 3.51	3.5	3.44 - 3.50
<i>one of the most effective</i>	8	31%					
<i>more effective than most</i>	7	27%					
<i>about as effective as most</i>	9	35%					
<i>less effective than most</i>	1	4%					
<i>one of the least effective</i>	1	4%					
5. Usefulness of the in-class activities	4.2	0.92	3.79- 4.52	3.9	3.86 - 3.91	3.9	3.86 - 3.91
<i>almost always useful</i>	10	38%					
<i>usually useful</i>	12	46%					
<i>sometimes useful</i>	3	12%					
<i>rarely useful</i>	0	0%					
<i>almost never useful</i>	1	4%					
6. Usefulness of the outside assignments	4.2	0.88	3.81- 4.50	3.9	3.88 - 3.91	3.9	3.87 - 3.91
<i>almost always useful</i>	10	38%					
<i>usually useful</i>	12	46%					
<i>sometimes useful</i>	2	8%					
<i>rarely useful</i>	2	8%					
<i>almost never useful</i>	0	0%					
7. Usefulness of course materials (new question)	4.0	1.13	3.56- 4.44	3.7	3.73 - 3.77	3.7	3.73 - 3.77
<i>almost always useful</i>	10	38%					
<i>usually useful</i>	10	38%					
<i>sometimes useful</i>	4	15%					
<i>rarely useful</i>	0	0%					
<i>almost never useful</i>	2	8%					
8. Students treated with respect	4.7	0.62	4.45- 4.93	4.5	4.48 - 4.51	4.5	4.47 - 4.51
<i>strongly agree</i>	20	77%					
<i>agree</i>	4	15%					
<i>uncertain</i>	2	8%					
<i>disagree</i>	0	0%					
<i>strongly disagree</i>	0	0%					
9. Difficulty level of the course (new order)	3.7	1.00	3.34- 4.12	3.9	3.90 - 3.94	3.9	3.90 - 3.94
<i>extremely difficult</i>	7	27%					
<i>more difficult than average</i>	7	27%					
<i>about average</i>	11	42%					
<i>easier than average</i>	0	0%					
<i>extremely easy</i>	1	4%					
10. Value of time spent on course	4.2	0.99	3.77- 4.55	3.8	3.82 - 3.86	3.8	3.81 - 3.85
<i>almost all valuable</i>	10	40%					
<i>more than half valuable</i>	12	48%					
<i>about half valuable</i>	1	4%					
<i>less than half valuable</i>	1	4%					
<i>almost none valuable</i>	1	4%					

Graphic Comparison of the Means and Confidence Intervals



Question / Instructor Frequency

Instructor

Enrollment : 34

Response: 24 (71%)

Comparison Group Descriptions

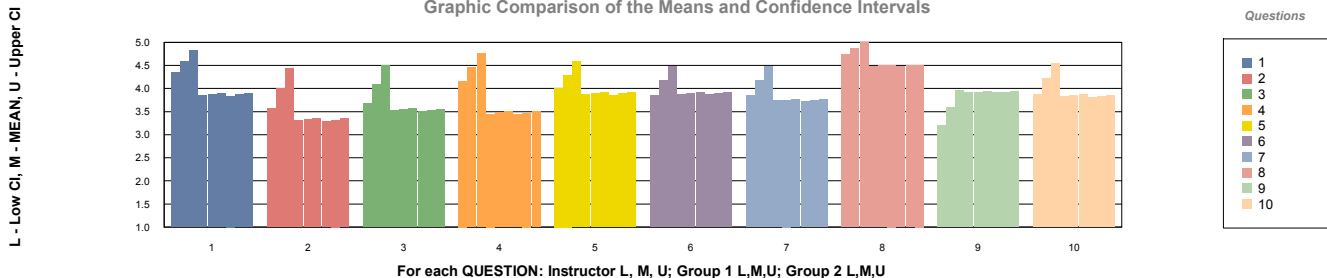
MATH Fall and Spring
Lecture, Seminars, Colloquia
Lower Division Undergraduate

Comp Group 1: MATHALL0
5 or more enrolled
Sections: 2,105 Enrollment: 64,800

Comp Group 2: MATHALLM
medium class, 20-39 enrolled
Sections: 1,990 Enrollment: 60,262

	Mean	St. Dev.	95% CI	Mean	95% CI	Mean	95% CI
1. Overall rating of teaching effectiveness <i>almost always effective</i> 15 63% <i>usually effective</i> 8 33% <i>sometimes effective</i> 1 4% <i>rarely effective</i> 0 0% <i>almost never effective</i> 0 0%	4.6	0.58	4.34- 4.82	3.9	3.84 - 3.90	3.9	3.84 - 3.89
2. Overall rating of the course <i>one of the best</i> 11 46% <i>better than average</i> 4 17% <i>about average</i> 7 29% <i>worse than average</i> 2 8% <i>one of the worst</i> 0 0%	4.0	1.06	3.57- 4.43	3.3	3.30 - 3.35	3.3	3.29 - 3.34
3. Amount learned <i>an exceptional amount</i> 11 46% <i>more than usual</i> 6 25% <i>about as much as usual</i> 5 21% <i>less than usual</i> 2 8% <i>almost nothing</i> 0 0%	4.1	1.02	3.67- 4.50	3.5	3.51 - 3.56	3.5	3.50 - 3.55
4. Overall instructor comparison <i>one of the most effective</i> 14 58% <i>more effective than most</i> 7 29% <i>about as effective as most</i> 3 13% <i>less effective than most</i> 0 0% <i>one of the least effective</i> 0 0%	4.5	0.72	4.16- 4.75	3.5	3.45 - 3.51	3.5	3.44 - 3.50
5. Usefulness of the in-class activities <i>almost always useful</i> 10 42% <i>usually useful</i> 11 46% <i>sometimes useful</i> 3 13% <i>rarely useful</i> 0 0% <i>almost never useful</i> 0 0%	4.3	0.69	4.01- 4.57	3.9	3.86 - 3.91	3.9	3.86 - 3.91
6. Usefulness of the outside assignments <i>almost always useful</i> 9 38% <i>usually useful</i> 10 42% <i>sometimes useful</i> 5 21% <i>rarely useful</i> 0 0% <i>almost never useful</i> 0 0%	4.2	0.76	3.86- 4.48	3.9	3.88 - 3.91	3.9	3.87 - 3.91
7. Usefulness of course materials (new question) <i>almost always useful</i> 9 38% <i>usually useful</i> 10 42% <i>sometimes useful</i> 5 21% <i>rarely useful</i> 0 0% <i>almost never useful</i> 0 0%	4.2	0.76	3.86- 4.48	3.7	3.73 - 3.77	3.7	3.73 - 3.77
8. Students treated with respect <i>strongly agree</i> 21 88% <i>agree</i> 3 13% <i>uncertain</i> 0 0% <i>disagree</i> 0 0% <i>strongly disagree</i> 0 0%	4.9	0.34	4.74- 5.00	4.5	4.48 - 4.51	4.5	4.47 - 4.51
9. Difficulty level of the course (new order) <i>extremely difficult</i> 5 21% <i>more difficult than average</i> 6 25% <i>about average</i> 11 46% <i>easier than average</i> 2 8% <i>extremely easy</i> 0 0%	3.6	0.93	3.20- 3.96	3.9	3.90 - 3.94	3.9	3.90 - 3.94
10. Value of time spent on course <i>almost all valuable</i> 10 42% <i>more than half valuable</i> 10 42% <i>about half valuable</i> 3 13% <i>less than half valuable</i> 1 4% <i>almost none valuable</i> 0 0%	4.2	0.83	3.87- 4.55	3.8	3.82 - 3.86	3.8	3.81 - 3.85

Graphic Comparison of the Means and Confidence Intervals



Question / Instructor Frequency

Instructor

Enrollment : 35

Response: 25 (71%)

Comparison Group Descriptions

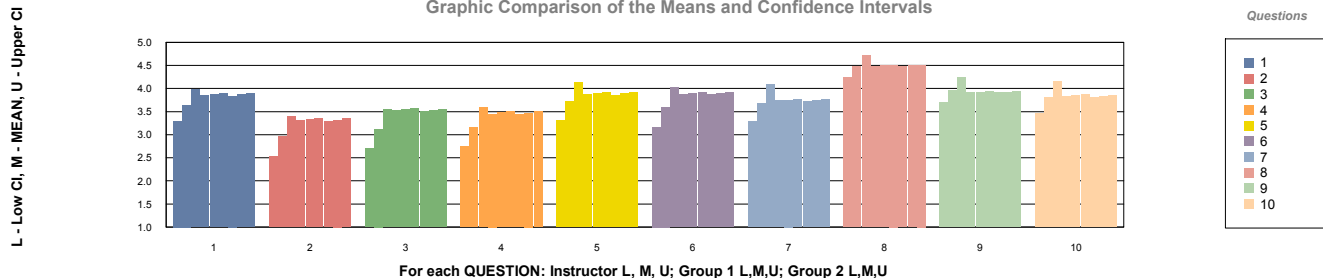
MATH Fall and Spring
Lecture, Seminars, Colloquia
Lower Division Undergraduate

Comp Group 1: MATHALL0
5 or more enrolled
Sections: 2,105 Enrollment: 64,800

Comp Group 2: MATHALLM
medium class, 20-39 enrolled
Sections: 1,990 Enrollment: 60,262

	Mean	St. Dev.	95% CI	Mean	95% CI	Mean	95% CI
1. Overall rating of teaching effectiveness <i>almost always effective</i> 5 20% <i>usually effective</i> 7 28% <i>sometimes effective</i> 12 48% <i>rarely effective</i> 1 4% <i>almost never effective</i> 0 0%	3.6	0.86	3.30- 3.98	3.9	3.84 - 3.90	3.9	3.84 - 3.89
2. Overall rating of the course <i>one of the best</i> 3 12% <i>better than average</i> 2 8% <i>about average</i> 13 52% <i>worse than average</i> 5 20% <i>one of the worst</i> 2 8%	3.0	1.06	2.54- 3.38	3.3	3.30 - 3.35	3.3	3.29 - 3.34
3. Amount learned <i>an exceptional amount</i> 3 12% <i>more than usual</i> 5 20% <i>about as much as usual</i> 10 40% <i>less than usual</i> 6 24% <i>almost nothing</i> 1 4%	3.1	1.05	2.70- 3.54	3.5	3.51 - 3.56	3.5	3.50 - 3.55
4. Overall instructor comparison <i>one of the most effective</i> 5 20% <i>more effective than most</i> 1 4% <i>about as effective as most</i> 12 48% <i>less effective than most</i> 7 28% <i>one of the least effective</i> 0 0%	3.2	1.07	2.73- 3.59	3.5	3.45 - 3.51	3.5	3.44 - 3.50
5. Usefulness of the in-class activities <i>almost always useful</i> 7 28% <i>usually useful</i> 7 28% <i>sometimes useful</i> 8 32% <i>rarely useful</i> 3 12% <i>almost never useful</i> 0 0%	3.7	1.02	3.31- 4.13	3.9	3.86 - 3.91	3.9	3.86 - 3.91
6. Usefulness of the outside assignments <i>almost always useful</i> 5 20% <i>usually useful</i> 10 40% <i>sometimes useful</i> 6 24% <i>rarely useful</i> 3 12% <i>almost never useful</i> 1 4%	3.6	1.08	3.17- 4.03	3.9	3.88 - 3.91	3.9	3.87 - 3.91
7. Usefulness of course materials (new question) <i>almost always useful</i> 5 20% <i>usually useful</i> 10 40% <i>sometimes useful</i> 8 32% <i>rarely useful</i> 1 4% <i>almost never useful</i> 1 4%	3.7	0.99	3.28- 4.08	3.7	3.73 - 3.77	3.7	3.73 - 3.77
8. Students treated with respect <i>strongly agree</i> 13 52% <i>agree</i> 11 44% <i>uncertain</i> 1 4% <i>disagree</i> 0 0% <i>strongly disagree</i> 0 0%	4.5	0.59	4.25- 4.71	4.5	4.48 - 4.51	4.5	4.47 - 4.51
9. Difficulty level of the course (new order) <i>extremely difficult</i> 5 20% <i>more difficult than average</i> 14 56% <i>about average</i> 6 24% <i>easier than average</i> 0 0% <i>extremely easy</i> 0 0%	4.0	0.68	3.69- 4.23	3.9	3.90 - 3.94	3.9	3.90 - 3.94
10. Value of time spent on course <i>almost all valuable</i> 5 20% <i>more than half valuable</i> 12 48% <i>about half valuable</i> 6 24% <i>less than half valuable</i> 2 8% <i>almost none valuable</i> 0 0%	3.8	0.87	3.45- 4.15	3.8	3.82 - 3.86	3.8	3.81 - 3.85

Graphic Comparison of the Means and Confidence Intervals



For each QUESTION: Instructor L, M, U; Group 1 L,M,U; Group 2 L,M,U

Question / Instructor Frequency

Instructor

Enrollment : 29

Response: 23 (79%)

Comparison Group Descriptions

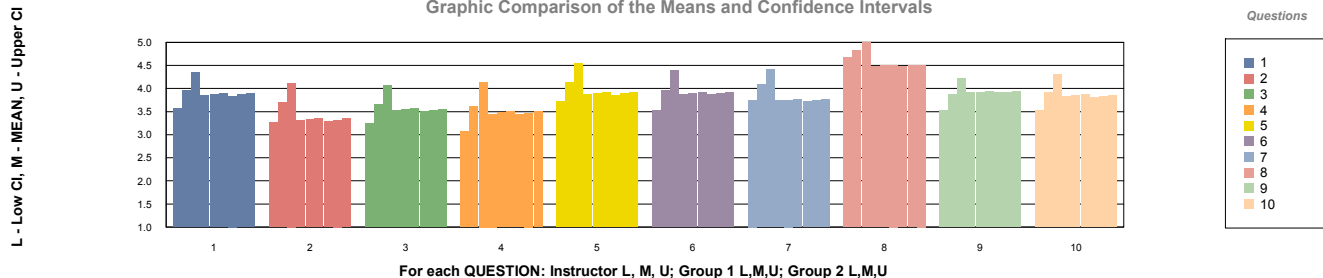
MATH Fall and Spring
Lecture, Seminars, Colloquia
Lower Division Undergraduate

Comp Group 1: MATHALL0
5 or more enrolled
Sections: 2,105 Enrollment: 64,800

Comp Group 2: MATHALLM
medium class, 20-39 enrolled
Sections: 1,990 Enrollment: 60,262

	Mean	St. Dev.	95% CI	Mean	95% CI	Mean	95% CI
1. Overall rating of teaching effectiveness <i>almost always effective</i> 8 35% <i>usually effective</i> 7 30% <i>sometimes effective</i> 7 30% <i>rarely effective</i> 1 4% <i>almost never effective</i> 0 0%	4.0	0.93	3.57- 4.34	3.9	3.84 - 3.90	3.9	3.84 - 3.89
2. Overall rating of the course <i>one of the best</i> 6 26% <i>better than average</i> 6 26% <i>about average</i> 10 43% <i>worse than average</i> 0 0% <i>one of the worst</i> 1 4%	3.7	1.02	3.27- 4.12	3.3	3.30 - 3.35	3.3	3.29 - 3.34
3. Amount learned <i>an exceptional amount</i> 5 22% <i>more than usual</i> 8 35% <i>about as much as usual</i> 7 30% <i>less than usual</i> 3 13% <i>almost nothing</i> 0 0%	3.7	0.98	3.24- 4.06	3.5	3.51 - 3.56	3.5	3.50 - 3.55
4. Overall instructor comparison <i>one of the most effective</i> 7 30% <i>more effective than most</i> 7 30% <i>about as effective as most</i> 3 13% <i>less effective than most</i> 5 22% <i>one of the least effective</i> 1 4%	3.6	1.27	3.08- 4.14	3.5	3.45 - 3.51	3.5	3.44 - 3.50
5. Usefulness of the in-class activities <i>almost always useful</i> 9 39% <i>usually useful</i> 10 43% <i>sometimes useful</i> 3 13% <i>rarely useful</i> 0 0% <i>almost never useful</i> 1 4%	4.1	0.97	3.73- 4.53	3.9	3.86 - 3.91	3.9	3.86 - 3.91
6. Usefulness of the outside assignments <i>almost always useful</i> 8 35% <i>usually useful</i> 9 39% <i>sometimes useful</i> 3 13% <i>rarely useful</i> 3 13% <i>almost never useful</i> 0 0%	4.0	1.02	3.53- 4.38	3.9	3.88 - 3.91	3.9	3.87 - 3.91
7. Usefulness of course materials (new question) <i>almost always useful</i> 7 30% <i>usually useful</i> 12 52% <i>sometimes useful</i> 3 13% <i>rarely useful</i> 1 4% <i>almost never useful</i> 0 0%	4.1	0.79	3.76- 4.42	3.7	3.73 - 3.77	3.7	3.73 - 3.77
8. Students treated with respect <i>strongly agree</i> 19 83% <i>agree</i> 4 17% <i>uncertain</i> 0 0% <i>disagree</i> 0 0% <i>strongly disagree</i> 0 0%	4.8	0.39	4.66- 4.99	4.5	4.48 - 4.51	4.5	4.47 - 4.51
9. Difficulty level of the course (new order) <i>extremely difficult</i> 4 17% <i>more difficult than average</i> 14 61% <i>about average</i> 3 13% <i>easier than average</i> 2 9% <i>extremely easy</i> 0 0%	3.9	0.81	3.53- 4.21	3.9	3.90 - 3.94	3.9	3.90 - 3.94
10. Value of time spent on course <i>almost all valuable</i> 7 32% <i>more than half valuable</i> 7 32% <i>about half valuable</i> 7 32% <i>less than half valuable</i> 1 5% <i>almost none valuable</i> 0 0%	3.9	0.92	3.52- 4.30	3.8	3.82 - 3.86	3.8	3.81 - 3.85

Graphic Comparison of the Means and Confidence Intervals



Question / Instructor Frequency

Instructor

Enrollment : 34

Response: 22 (64%)

Comparison Group Descriptions

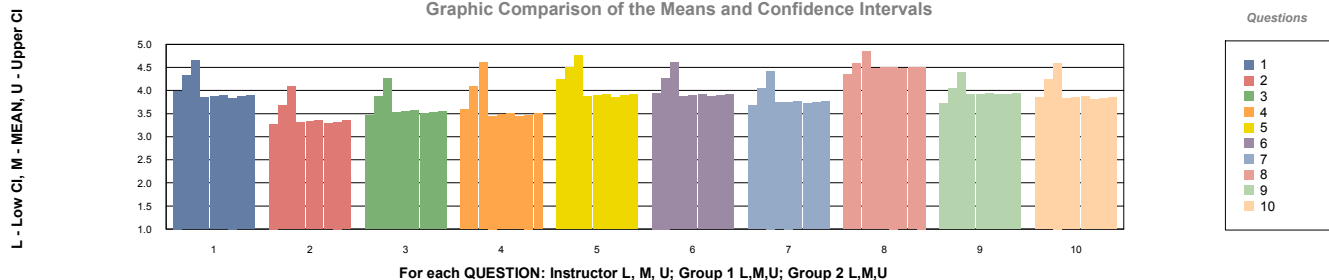
MATH Fall and Spring
Lecture, Seminars, Colloquia
Lower Division Undergraduate

Comp Group 1: MATHALL0
5 or more enrolled
Sections: 2,105 Enrollment: 64,800

Comp Group 2: MATHALLM
medium class, 20-39 enrolled
Sections: 1,990 Enrollment: 60,262

	Mean	St. Dev.	95% CI	Mean	95% CI	Mean	95% CI
1. Overall rating of teaching effectiveness	4.3	0.78	3.98- 4.65	3.9	3.84 - 3.90	3.9	3.84 - 3.89
<i>almost always effective</i>	11	50%					
<i>usually effective</i>	7	32%					
<i>sometimes effective</i>	4	18%					
<i>rarely effective</i>	0	0%					
<i>almost never effective</i>	0	0%					
2. Overall rating of the course	3.7	0.95	3.28- 4.09	3.3	3.30 - 3.35	3.3	3.29 - 3.34
<i>one of the best</i>	4	18%					
<i>better than average</i>	10	45%					
<i>about average</i>	5	23%					
<i>worse than average</i>	3	14%					
<i>one of the worst</i>	0	0%					
3. Amount learned	3.9	0.94	3.46- 4.27	3.5	3.51 - 3.56	3.5	3.50 - 3.55
<i>an exceptional amount</i>	7	32%					
<i>more than usual</i>	6	27%					
<i>about as much as usual</i>	8	36%					
<i>less than usual</i>	1	5%					
<i>almost nothing</i>	0	0%					
4. Overall instructor comparison	4.1	1.19	3.58- 4.60	3.5	3.45 - 3.51	3.5	3.44 - 3.50
<i>one of the most effective</i>	12	55%					
<i>more effective than most</i>	4	18%					
<i>about as effective as most</i>	2	9%					
<i>less effective than most</i>	4	18%					
<i>one of the least effective</i>	0	0%					
5. Usefulness of the in-class activities	4.5	0.60	4.24- 4.76	3.9	3.86 - 3.91	3.9	3.86 - 3.91
<i>almost always useful</i>	12	55%					
<i>usually useful</i>	9	41%					
<i>sometimes useful</i>	1	5%					
<i>rarely useful</i>	0	0%					
<i>almost never useful</i>	0	0%					
6. Usefulness of the outside assignments	4.3	0.77	3.94- 4.60	3.9	3.88 - 3.91	3.9	3.87 - 3.91
<i>almost always useful</i>	10	45%					
<i>usually useful</i>	8	36%					
<i>sometimes useful</i>	4	18%					
<i>rarely useful</i>	0	0%					
<i>almost never useful</i>	0	0%					
7. Usefulness of course materials (new question)	4.1	0.83	3.68- 4.42	3.7	3.73 - 3.77	3.7	3.73 - 3.77
<i>almost always useful</i>	7	32%					
<i>usually useful</i>	7	32%					
<i>sometimes useful</i>	6	27%					
<i>rarely useful</i>	0	0%					
<i>almost never useful</i>	0	0%					
8. Students treated with respect	4.6	0.59	4.34- 4.84	4.5	4.48 - 4.51	4.5	4.47 - 4.51
<i>strongly agree</i>	14	64%					
<i>agree</i>	7	32%					
<i>uncertain</i>	1	5%					
<i>disagree</i>	0	0%					
<i>strongly disagree</i>	0	0%					
9. Difficulty level of the course (new order)	4.0	0.79	3.71- 4.38	3.9	3.90 - 3.94	3.9	3.90 - 3.94
<i>extremely difficult</i>	6	27%					
<i>more difficult than average</i>	12	55%					
<i>about average</i>	3	14%					
<i>easier than average</i>	1	5%					
<i>extremely easy</i>	0	0%					
10. Value of time spent on course	4.2	0.87	3.86- 4.60	3.8	3.82 - 3.86	3.8	3.81 - 3.85
<i>almost all valuable</i>	10	45%					
<i>more than half valuable</i>	8	36%					
<i>about half valuable</i>	3	14%					
<i>less than half valuable</i>	1	5%					
<i>almost none valuable</i>	0	0%					

Graphic Comparison of the Means and Confidence Intervals



Question / Instructor Frequency

Instructor

Enrollment : 18

Response: 14 (77%)

Comparison Group Descriptions

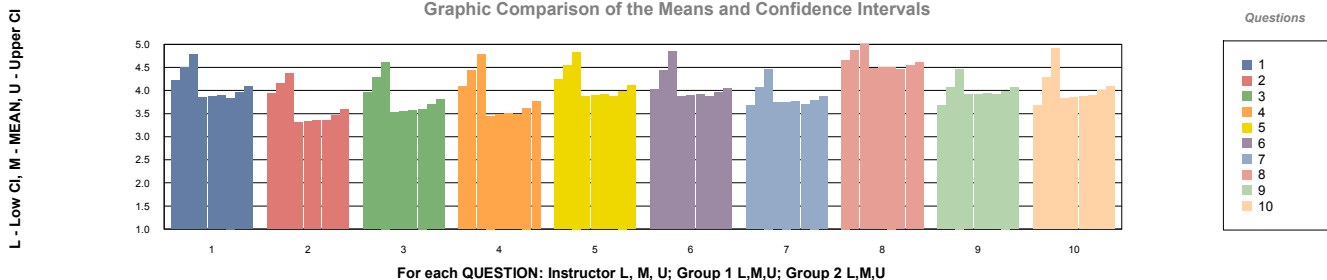
MATH Fall and Spring
Lecture, Seminars, Colloquia
Lower Division Undergraduate

Comp Group 1: MATHALL0
5 or more enrolled
Sections: 2,105 Enrollment: 64,800

Comp Group 2: MATHALLS
small class, fewer than 20 enrolled
Sections: 100 Enrollment: 1,587

	Mean	St. Dev.	95% CI	Mean	95% CI	Mean	95% CI
1. Overall rating of teaching effectiveness <i>almost always effective</i> 7 50% <i>usually effective</i> 7 50% <i>sometimes effective</i> 0 0% <i>rarely effective</i> 0 0% <i>almost never effective</i> 0 0%	4.5	0.52	4.22- 4.78	3.9	3.84 - 3.90	4.0	3.83 - 4.08
2. Overall rating of the course <i>one of the best</i> 2 15% <i>better than average</i> 11 85% <i>about average</i> 0 0% <i>worse than average</i> 0 0% <i>one of the worst</i> 0 0%	4.2	0.38	3.94- 4.37	3.3	3.30 - 3.35	3.5	3.34 - 3.58
3. Amount learned <i>an exceptional amount</i> 5 36% <i>more than usual</i> 8 57% <i>about as much as usual</i> 1 7% <i>less than usual</i> 0 0% <i>almost nothing</i> 0 0%	4.3	0.61	3.95- 4.62	3.5	3.51 - 3.56	3.7	3.60 - 3.81
4. Overall instructor comparison <i>one of the most effective</i> 7 50% <i>more effective than most</i> 6 43% <i>about as effective as most</i> 1 7% <i>less effective than most</i> 0 0% <i>one of the least effective</i> 0 0%	4.4	0.65	4.08- 4.78	3.5	3.45 - 3.51	3.6	3.47 - 3.76
5. Usefulness of the in-class activities <i>almost always useful</i> 7 54% <i>usually useful</i> 6 46% <i>sometimes useful</i> 0 0% <i>rarely useful</i> 0 0% <i>almost never useful</i> 0 0%	4.5	0.52	4.24- 4.83	3.9	3.86 - 3.91	4.0	3.87 - 4.11
6. Usefulness of the outside assignments <i>almost always useful</i> 8 57% <i>usually useful</i> 4 29% <i>sometimes useful</i> 2 14% <i>rarely useful</i> 0 0% <i>almost never useful</i> 0 0%	4.4	0.76	4.02- 4.84	3.9	3.88 - 3.91	4.0	3.87 - 4.04
7. Usefulness of course materials (new question) <i>almost always useful</i> 4 29% <i>usually useful</i> 7 50% <i>sometimes useful</i> 3 21% <i>rarely useful</i> 0 0% <i>almost never useful</i> 0 0%	4.1	0.73	3.67- 4.47	3.7	3.73 - 3.77	3.8	3.70 - 3.88
8. Students treated with respect <i>strongly agree</i> 12 86% <i>agree</i> 2 14% <i>uncertain</i> 0 0% <i>disagree</i> 0 0% <i>strongly disagree</i> 0 0%	4.9	0.36	4.66- 5.00	4.5	4.48 - 4.51	4.5	4.46 - 4.60
9. Difficulty level of the course (new order) <i>extremely difficult</i> 4 29% <i>more difficult than average</i> 7 50% <i>about average</i> 3 21% <i>easier than average</i> 0 0% <i>extremely easy</i> 0 0%	4.1	0.73	3.67- 4.47	3.9	3.90 - 3.94	4.0	3.92 - 4.06
10. Value of time spent on course <i>almost all valuable</i> 8 57% <i>more than half valuable</i> 4 29% <i>about half valuable</i> 1 7% <i>less than half valuable</i> 0 0% <i>almost none valuable</i> 1 7%	4.3	1.14	3.67- 4.90	3.8	3.82 - 3.86	4.0	3.90 - 4.09

Graphic Comparison of the Means and Confidence Intervals



Question / Instructor Frequency

Instructor

Enrollment : 25

Response: 19 (76%)

Comparison Group Descriptions

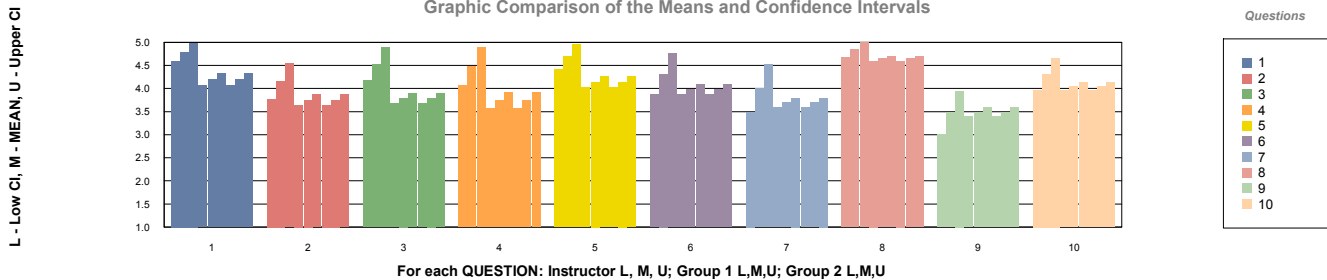
MATH Fall and Spring
Discussion Section
Undergraduate, Discussion

Comp Group 1: MATHADW0
5 or more enrolled
Sections: 73 Enrollment: 2,215

Comp Group 2: MATHADWM
medium class, 20-39 enrolled
Sections: 73 Enrollment: 2,215

	Mean	St. Dev.	95% CI	Mean	95% CI	Mean	95% CI
1. Overall rating of teaching effectiveness <i>almost always effective</i> 15 79% <i>usually effective</i> 4 21% <i>sometimes effective</i> 0 0% <i>rarely effective</i> 0 0% <i>almost never effective</i> 0 0%	4.8	0.42	4.60- 4.98	4.2	4.07 - 4.32	4.2	4.07 - 4.32
2. Overall rating of the course <i>one of the best</i> 7 37% <i>better than average</i> 9 47% <i>about average</i> 2 11% <i>worse than average</i> 1 5% <i>one of the worst</i> 0 0%	4.2	0.83	3.77- 4.54	3.8	3.64 - 3.87	3.8	3.64 - 3.87
3. Amount learned <i>an exceptional amount</i> 13 68% <i>more than usual</i> 3 16% <i>about as much as usual</i> 3 16% <i>less than usual</i> 0 0% <i>almost nothing</i> 0 0%	4.5	0.77	4.17- 4.88	3.8	3.69 - 3.90	3.8	3.69 - 3.90
4. Overall instructor comparison <i>one of the most effective</i> 13 68% <i>more effective than most</i> 3 16% <i>about as effective as most</i> 2 11% <i>less effective than most</i> 1 5% <i>one of the least effective</i> 0 0%	4.5	0.90	4.06- 4.89	3.7	3.56 - 3.91	3.7	3.56 - 3.91
5. Usefulness of the in-class activities <i>almost always useful</i> 14 74% <i>usually useful</i> 4 21% <i>sometimes useful</i> 1 5% <i>rarely useful</i> 0 0% <i>almost never useful</i> 0 0%	4.7	0.58	4.42- 4.95	4.1	4.03 - 4.26	4.1	4.03 - 4.26
6. Usefulness of the outside assignments <i>almost always useful</i> 10 53% <i>usually useful</i> 7 37% <i>sometimes useful</i> 0 0% <i>rarely useful</i> 2 11% <i>almost never useful</i> 0 0%	4.3	0.95	3.88- 4.75	4.0	3.88 - 4.08	4.0	3.88 - 4.08
7. Usefulness of course materials (new question) <i>almost always useful</i> 7 37% <i>usually useful</i> 8 42% <i>sometimes useful</i> 2 11% <i>rarely useful</i> 1 5% <i>almost never useful</i> 1 5%	4.0	1.11	3.49- 4.51	3.7	3.58 - 3.80	3.7	3.58 - 3.80
8. Students treated with respect <i>strongly agree</i> 16 84% <i>agree</i> 3 16% <i>uncertain</i> 0 0% <i>disagree</i> 0 0% <i>strongly disagree</i> 0 0%	4.8	0.37	4.67- 5.00	4.6	4.60 - 4.70	4.6	4.60 - 4.70
9. Difficulty level of the course (new order) <i>extremely difficult</i> 3 16% <i>more difficult than average</i> 7 37% <i>about average</i> 5 26% <i>easier than average</i> 4 21% <i>extremely easy</i> 0 0%	3.5	1.02	3.00- 3.95	3.5	3.39 - 3.58	3.5	3.39 - 3.58
10. Value of time spent on course <i>almost all valuable</i> 9 47% <i>more than half valuable</i> 7 37% <i>about half valuable</i> 3 16% <i>less than half valuable</i> 0 0% <i>almost none valuable</i> 0 0%	4.3	0.75	3.97- 4.66	4.0	3.95 - 4.12	4.0	3.95 - 4.12

Graphic Comparison of the Means and Confidence Intervals



Question / Instructor Frequency

Instructor

Enrollment : 29
Response: 25 (86%)

Comparison Group Descriptions

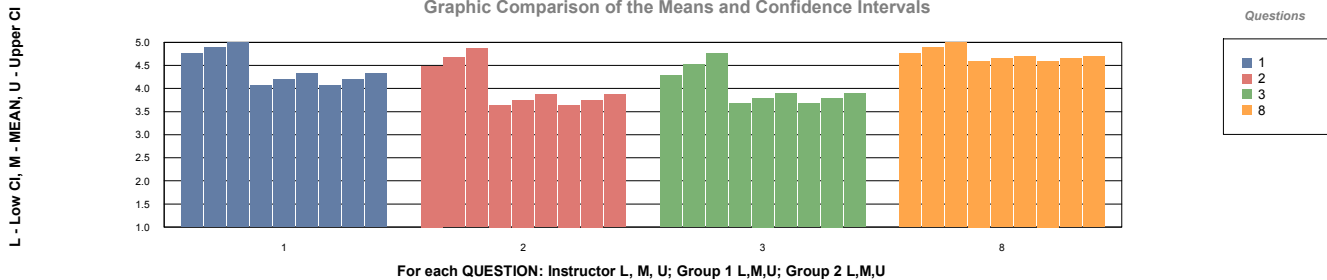
MATH Fall and Spring
Discussion Section
Undergraduate, Discussion

Comp Group 1: MATHADW0
5 or more enrolled
Sections: 73 Enrollment: 2,215

Comp Group 2: MATHADWM
medium class, 20-39 enrolled
Sections: 73 Enrollment: 2,215

	Mean	St. Dev.	95% CI	Mean	95% CI	Mean	95% CI
1. Overall rating of teaching effectiveness <i>almost always effective</i> 22 88% <i>usually effective</i> 3 12% <i>sometimes effective</i> 0 0% <i>rarely effective</i> 0 0% <i>almost never effective</i> 0 0%	4.9	0.33	4.75- 5.00	4.2	4.07 - 4.32	4.2	4.07 - 4.32
2. Overall rating of the course <i>one of the best</i> 17 68% <i>better than average</i> 8 32% <i>about average</i> 0 0% <i>worse than average</i> 0 0% <i>one of the worst</i> 0 0%	4.7	0.48	4.49- 4.87	3.8	3.64 - 3.87	3.8	3.64 - 3.87
3. Amount learned <i>an exceptional amount</i> 14 56% <i>more than usual</i> 10 40% <i>about as much as usual</i> 1 4% <i>less than usual</i> 0 0% <i>almost nothing</i> 0 0%	4.5	0.59	4.29- 4.75	3.8	3.69 - 3.90	3.8	3.69 - 3.90
8. Students treated with respect <i>strongly agree</i> 22 88% <i>agree</i> 3 12% <i>uncertain</i> 0 0% <i>disagree</i> 0 0% <i>strongly disagree</i> 0 0%	4.9	0.33	4.75- 5.00	4.6	4.60 - 4.70	4.6	4.60 - 4.70

Graphic Comparison of the Means and Confidence Intervals



Question / Instructor Frequency

Instructor

Enrollment : 34

Response: 25 (73%)

Comparison Group Descriptions

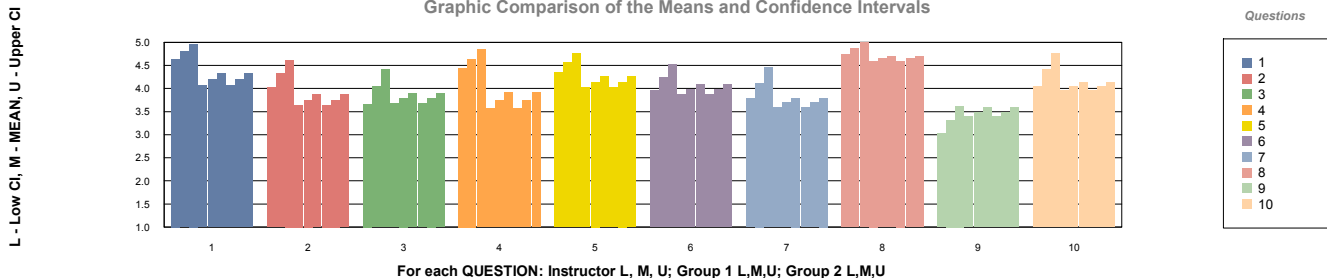
MATH Fall and Spring
Discussion Section
Undergraduate, Discussion

Comp Group 1: MATHADW0
5 or more enrolled
Sections: 73 Enrollment: 2,215

Comp Group 2: MATHADWM
medium class, 20-39 enrolled
Sections: 73 Enrollment: 2,215

	Mean	St. Dev.	95% CI	Mean	95% CI	Mean	95% CI
1. Overall rating of teaching effectiveness <i>almost always effective</i> 20 80% <i>usually effective</i> 5 20% <i>sometimes effective</i> 0 0% <i>rarely effective</i> 0 0% <i>almost never effective</i> 0 0%	4.8	0.41	4.64- 4.96	4.2	4.07 - 4.32	4.2	4.07 - 4.32
2. Overall rating of the course <i>one of the best</i> 12 48% <i>better than average</i> 9 36% <i>about average</i> 4 16% <i>worse than average</i> 0 0% <i>one of the worst</i> 0 0%	4.3	0.75	4.02- 4.62	3.8	3.64 - 3.87	3.8	3.64 - 3.87
3. Amount learned <i>an exceptional amount</i> 9 36% <i>more than usual</i> 10 40% <i>about as much as usual</i> 4 16% <i>less than usual</i> 2 8% <i>almost nothing</i> 0 0%	4.0	0.93	3.67- 4.41	3.8	3.69 - 3.90	3.8	3.69 - 3.90
4. Overall instructor comparison <i>one of the most effective</i> 16 64% <i>more effective than most</i> 9 36% <i>about as effective as most</i> 0 0% <i>less effective than most</i> 0 0% <i>one of the least effective</i> 0 0%	4.6	0.49	4.44- 4.84	3.7	3.56 - 3.91	3.7	3.56 - 3.91
5. Usefulness of the in-class activities <i>almost always useful</i> 14 56% <i>usually useful</i> 11 44% <i>sometimes useful</i> 0 0% <i>rarely useful</i> 0 0% <i>almost never useful</i> 0 0%	4.6	0.51	4.36- 4.76	4.1	4.03 - 4.26	4.1	4.03 - 4.26
6. Usefulness of the outside assignments <i>almost always useful</i> 10 40% <i>usually useful</i> 11 44% <i>sometimes useful</i> 4 16% <i>rarely useful</i> 0 0% <i>almost never useful</i> 0 0%	4.2	0.72	3.95- 4.53	4.0	3.88 - 4.08	4.0	3.88 - 4.08
7. Usefulness of course materials (new question) <i>almost always useful</i> 9 36% <i>usually useful</i> 11 44% <i>sometimes useful</i> 4 16% <i>rarely useful</i> 1 4% <i>almost never useful</i> 0 0%	4.1	0.83	3.79- 4.45	3.7	3.58 - 3.80	3.7	3.58 - 3.80
8. Students treated with respect <i>strongly agree</i> 21 88% <i>agree</i> 3 13% <i>uncertain</i> 0 0% <i>disagree</i> 0 0% <i>strongly disagree</i> 0 0%	4.9	0.34	4.74- 5.00	4.6	4.60 - 4.70	4.6	4.60 - 4.70
9. Difficulty level of the course (new order) <i>extremely difficult</i> 1 4% <i>more difficult than average</i> 9 36% <i>about average</i> 12 48% <i>easier than average</i> 3 12% <i>extremely easy</i> 0 0%	3.3	0.75	3.02- 3.62	3.5	3.39 - 3.58	3.5	3.39 - 3.58
10. Value of time spent on course <i>almost all valuable</i> 15 60% <i>more than half valuable</i> 7 28% <i>about half valuable</i> 1 4% <i>less than half valuable</i> 2 8% <i>almost none valuable</i> 0 0%	4.4	0.91	4.03- 4.77	4.0	3.95 - 4.12	4.0	3.95 - 4.12

Graphic Comparison of the Means and Confidence Intervals



Question / Instructor Frequency

Instructor

Enrollment : 25
Response: 20 (80%)

Comparison Group Descriptions

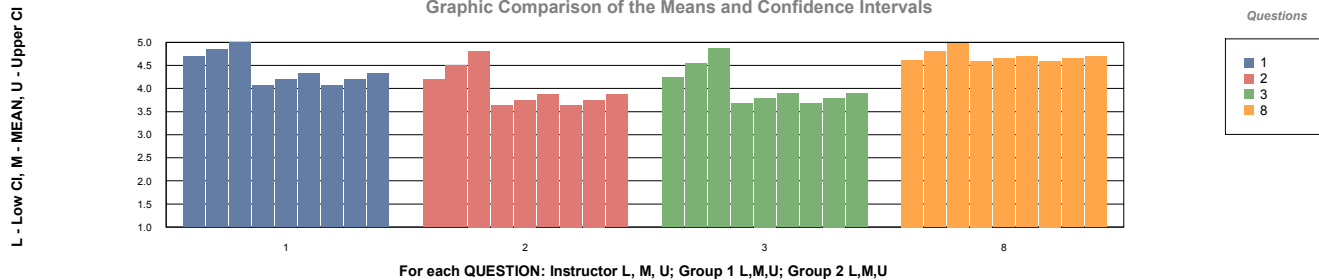
MATH Fall and Spring
Discussion Section
Undergraduate, Discussion

Comp Group 1: MATHADW0
5 or more enrolled
Sections: 73 Enrollment: 2,215

Comp Group 2: MATHADWM
medium class, 20-39 enrolled
Sections: 73 Enrollment: 2,215

	Mean	St. Dev.	95% CI	Mean	95% CI	Mean	95% CI
1. Overall rating of teaching effectiveness <i>almost always effective</i> 17 85% <i>usually effective</i> 3 15% <i>sometimes effective</i> 0 0% <i>rarely effective</i> 0 0% <i>almost never effective</i> 0 0%	4.9	0.37	4.69- 5.00	4.2	4.07 - 4.32	4.2	4.07 - 4.32
2. Overall rating of the course <i>one of the best</i> 12 60% <i>better than average</i> 6 30% <i>about average</i> 2 10% <i>worse than average</i> 0 0% <i>one of the worst</i> 0 0%	4.5	0.69	4.19- 4.81	3.8	3.64 - 3.87	3.8	3.64 - 3.87
3. Amount learned <i>an exceptional amount</i> 13 65% <i>more than usual</i> 5 25% <i>about as much as usual</i> 2 10% <i>less than usual</i> 0 0% <i>almost nothing</i> 0 0%	4.6	0.69	4.24- 4.86	3.8	3.69 - 3.90	3.8	3.69 - 3.90
8. Students treated with respect <i>strongly agree</i> 16 80% <i>agree</i> 4 20% <i>uncertain</i> 0 0% <i>disagree</i> 0 0% <i>strongly disagree</i> 0 0%	4.8	0.41	4.62- 4.98	4.6	4.60 - 4.70	4.6	4.60 - 4.70

Graphic Comparison of the Means and Confidence Intervals



Question / Instructor Frequency

Instructor

Enrollment : 29

Response: 25 (86%)

Comparison Group Descriptions

MATH Fall and Spring
Discussion Section
Undergraduate, Discussion

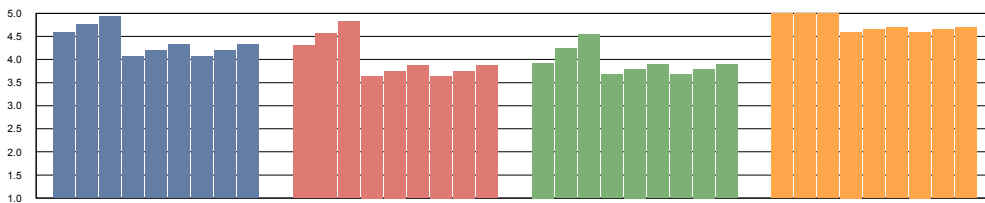
Comp Group 1: MATHADW0
5 or more enrolled
Sections: 73 Enrollment: 2,215

Comp Group 2: MATHADWM
medium class, 20-39 enrolled
Sections: 73 Enrollment: 2,215

	Mean	St. Dev.	95% CI	Mean	95% CI	Mean	95% CI
1. Overall rating of teaching effectiveness	4.8	0.44	4.59- 4.93	4.2	4.07 - 4.32	4.2	4.07 - 4.32
<i>almost always effective</i>	19	76%					
<i>usually effective</i>	6	24%					
<i>sometimes effective</i>	0	0%					
<i>rarely effective</i>	0	0%					
<i>almost never effective</i>	0	0%					
2. Overall rating of the course	4.6	0.65	4.30- 4.82	3.8	3.64 - 3.87	3.8	3.64 - 3.87
<i>one of the best</i>	16	64%					
<i>better than average</i>	7	28%					
<i>about average</i>	2	8%					
<i>worse than average</i>	0	0%					
<i>one of the worst</i>	0	0%					
3. Amount learned	4.2	0.78	3.93- 4.55	3.8	3.69 - 3.90	3.8	3.69 - 3.90
<i>an exceptional amount</i>	11	44%					
<i>more than usual</i>	9	36%					
<i>about as much as usual</i>	5	20%					
<i>less than usual</i>	0	0%					
<i>almost nothing</i>	0	0%					
8. Students treated with respect	5.0	0.00	5.00- 5.00	4.6	4.60 - 4.70	4.6	4.60 - 4.70
<i>strongly agree</i>	25	100%					
<i>agree</i>	0	0%					
<i>uncertain</i>	0	0%					
<i>disagree</i>	0	0%					
<i>strongly disagree</i>	0	0%					

Graphic Comparison of the Means and Confidence Intervals

L - Low CI, M - MEAN, U - Upper CI



For each QUESTION: Instructor L, M, U; Group 1 L,M,U; Group 2 L,M,U

Question / Instructor Frequency

Instructor

Enrollment : 31

Response: 24 (77%)

Comparison Group Descriptions

MATH Fall and Spring
Discussion Section
Undergraduate, Discussion

Comp Group 1: MATHADW0
5 or more enrolled
Sections: 73 Enrollment: 2,215

Comp Group 2: MATHADWM
medium class, 20-39 enrolled
Sections: 73 Enrollment: 2,215

	Mean	St. Dev.	95% CI	Mean	95% CI	Mean	95% CI
1. Overall rating of teaching effectiveness <i>almost always effective</i> 21 88% <i>usually effective</i> 3 13% <i>sometimes effective</i> 0 0% <i>rarely effective</i> 0 0% <i>almost never effective</i> 0 0%	4.9	0.34	4.74- 5.00	4.2	4.07 - 4.32	4.2	4.07 - 4.32
2. Overall rating of the course <i>one of the best</i> 9 39% <i>better than average</i> 9 39% <i>about average</i> 5 22% <i>worse than average</i> 0 0% <i>one of the worst</i> 0 0%	4.2	0.78	3.85- 4.50	3.8	3.64 - 3.87	3.8	3.64 - 3.87
3. Amount learned <i>an exceptional amount</i> 7 29% <i>more than usual</i> 14 58% <i>about as much as usual</i> 3 13% <i>less than usual</i> 0 0% <i>almost nothing</i> 0 0%	4.2	0.64	3.91- 4.43	3.8	3.69 - 3.90	3.8	3.69 - 3.90
4. Overall instructor comparison <i>one of the most effective</i> 16 67% <i>more effective than most</i> 6 25% <i>about as effective as most</i> 2 8% <i>less effective than most</i> 0 0% <i>one of the least effective</i> 0 0%	4.6	0.65	4.32- 4.85	3.7	3.56 - 3.91	3.7	3.56 - 3.91
5. Usefulness of the in-class activities <i>almost always useful</i> 14 58% <i>usually useful</i> 8 33% <i>sometimes useful</i> 2 8% <i>rarely useful</i> 0 0% <i>almost never useful</i> 0 0%	4.5	0.66	4.23- 4.77	4.1	4.03 - 4.26	4.1	4.03 - 4.26
6. Usefulness of the outside assignments <i>almost always useful</i> 15 63% <i>usually useful</i> 5 21% <i>sometimes useful</i> 2 8% <i>rarely useful</i> 2 8% <i>almost never useful</i> 0 0%	4.4	0.97	3.98- 4.77	4.0	3.88 - 4.08	4.0	3.88 - 4.08
7. Usefulness of course materials (new question) <i>almost always useful</i> 11 46% <i>usually useful</i> 9 38% <i>sometimes useful</i> 2 8% <i>rarely useful</i> 2 8% <i>almost never useful</i> 0 0%	4.2	0.93	3.83- 4.59	3.7	3.58 - 3.80	3.7	3.58 - 3.80
8. Students treated with respect <i>strongly agree</i> 21 88% <i>agree</i> 3 13% <i>uncertain</i> 0 0% <i>disagree</i> 0 0% <i>strongly disagree</i> 0 0%	4.9	0.34	4.74- 5.00	4.6	4.60 - 4.70	4.6	4.60 - 4.70
9. Difficulty level of the course (new order) <i>extremely difficult</i> 0 0% <i>more difficult than average</i> 7 29% <i>about average</i> 13 54% <i>easier than average</i> 4 17% <i>extremely easy</i> 0 0%	3.1	0.68	2.85- 3.40	3.5	3.39 - 3.58	3.5	3.39 - 3.58
10. Value of time spent on course <i>almost all valuable</i> 13 54% <i>more than half valuable</i> 6 25% <i>about half valuable</i> 5 21% <i>less than half valuable</i> 0 0% <i>almost none valuable</i> 0 0%	4.3	0.82	4.00- 4.67	4.0	3.95 - 4.12	4.0	3.95 - 4.12

Graphic Comparison of the Means and Confidence Intervals

